


Phonics Screening

Collingwood Primary
School



What is the phonics screening?

- It is a national screening that is taken by all year 1 children across the country as well as any year 2 children that 'did not meet the required standard in phonics'. The government call it the 'phonics screener' not the 'phonics test'.
- It assesses the children's ability to use phonics* to read words.

*Phonics refers to a method for teaching children to read and write. It involves connecting the sounds of spoken English with letters or groups of letters (e.g that the sound 'k' can be represented by c, k or ck spellings) and teaching them to blend the sounds of letters together to produce approximate pronunciations of unknown words.

- Last year the national percentage of children who passed was 82%.

What is the phonics screening?

- During the screening your child will be asked to read both real words and pseudo words.
- The pseudo words are not real and are completely made up. We have taught your child that these are alien words / alien names.
- The reason the phonics screener includes pseudo words is to ensure your child use their phonics knowledge to read the words rather than using other methods of reading.
- Sometimes the best readers can struggle with the phonics screener if they read using methods other than phonics (e.g. sight word knowledge). This is usually because they turn the pseudo words into real words as this is more logical.

What is the phonics screening?

- Your child will know if it is a real word or a pseudo word by the page layout. If it is a real word it will be blank and if it is a pseudo word it will have a picture of an alien.
- In the screening there are 40 words. 20 of these words are real words and 20 are pseudo words.
- The screener is split into two sections -

<u>Practice section -</u> (not scored in the screening)	<u>Section 1 -</u>	<u>Section 2 -</u>
The first 4 words were pseudo words.	The first 12 words were pseudo words.	The first 8 words were pseudo words.
The next 4 words were real words.	The next 8 words were real words.	The next 12 words were real words.


- The words get harder as the phonics screening progresses.

Section 1

frex



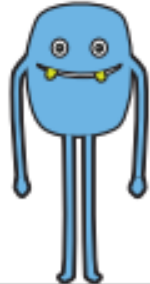
criff



haps



barst



Section 1

tram

press

self

keeps



https://www.youtube.com/watch?v=IPJ_ZEBh1Bk

How is the phonics screener marked?

- The teacher that is working with your child when completing the phonics screener will be marking their responses as your child says each word.
- As it is a national screener and the scores between schools are compared and reported the teacher marking has to be accurate - we may be moderated to check this.

Pseudo-word	Acceptable pronunciations	Phonemic representation
jigh	This item uses the 'j' from 'jump' and rhymes with 'high'.	/dʒaɪ/
woats	This item uses the 'w' from 'warns' and rhymes with 'coats'.	/wəʊts/
rird	This item uses the 'r' from 'rail' and rhymes with 'bird'.	/rɜːd/
phope	This item uses the 'ph' from 'photo' and rhymes with 'scope'.	/fəʊp/
glips	This item uses the 'gl' from 'glows' and rhymes with 'ships'.	/glɪps/
floost	This item uses the 'fl' from 'flakes' and rhymes with 'boost'. All regional pronunciations of the 'oo' are acceptable.	/fluːst/ or /flʊst/
splam	This item uses the 'spl' from 'split' and rhymes with 'scram'.	/splæm/
stribе	This item uses the 'str' from 'stroke' and rhymes with 'scribe'.	/straɪb/

How and when will the phonics screening be administered.

- The phonics screening will take place in the week commencing the 8th June 2020.
- The screening will be completed in the small hall as this is a quiet place that your child is familiar with.
- A teacher that your child knows will administer the screening.
- Your child has completed several mock screeners and will continue to do this up until the final screening. This means they are confident with the process.
- The screener will be completed in a relaxed atmosphere, however it will be done under test conditions as we may be moderated as a school.
- The screener will take between 5 and 10 mins depending on the speed of your child.

Results of the phonics screening.

- The phonics screener has a national pass mark. We do not find out the pass mark for 2020 until after we send back the scores.
- The past mark for 2019 was 32/40.
- Parents will be informed if their child has 'met the expected standard in phonics' or 'not met the expected standard in phonics'. This will be in your child's end of year report.
- If your child has 'not met the expected standard in phonics' they will re-take the phonics screener in year 2.
- At present if your child does not pass the screener in year 2 they do not retake it in year 3.

Top tips for passing the phonics screener.

- Encourage your child to sound out the words even if they think they know what it says - this allows them to hear the sounds and therefore be more accurate when blending them together and saying the word.
- Ensure your child understands and are able to sound out words that include split digraphs (magic 'e'/silent 'e').
There is usually 5 or 6 words that have split digraphs in. If your child struggles with this they will then only get 32/33 out of 40 if they get everything else correct!
- If your child sounds out the word but blends it incorrectly encourage them to go back and have another go rather than telling them what the word is. Over time this will need to become a self correction without you prompting to go back.

How can I help my child at home?

- Practice a mix of 'non- words' and real words.
- Ask your child to draw sound buttons under the words as this will help them to recognise digraphs and trigraphs within a word.
- Encourage and praise - get them to have a 'good guess' even if they are not sure.
- Read as much as possible to and with your child. Discuss the meaning of words if your child does not know what they have read.
- Most importantly - Make learning sounds fun!

chop

beach

cube

Useful websites and resources.

- Gov.uk Phonics screener information -

<https://www.gov.uk/government/publications/phonics-screening-check-2017-materials>

- Phonics screener video -

https://www.youtube.com/watch?v=IPJ_ZEBh1Bk

- Phonics Play

<http://www.phonicsplay.co.uk/>

Username - COLLINGWOOD

Password - CAPTAIN

The best games for the phonics screener are 'Picnic on Pluto' and 'Buried Treasure' (Phase 5).

Useful websites and resources.

- Downloadable previous phonics screening papers -
<https://www.sats-papers.co.uk/phonics-screening-check>
- Mr Throne does phonics, this will help with how to pronounce individual phonemes.
<http://mrthorne.com/>
- Letters and Sounds -
<http://www.letters-and-sounds.com/>
- Read with Fonics -
<https://portal.fonics.co.uk/school>